

1.4 Graphic Texts

Needham Line

MBTA Commuter Rail

Schedule Information

Effective 04/07/08



Massachusetts Bay Transportation Authority

NEEDHAM LINE TO NEEDHAM HEIGHTS

Train Number	060 min	062 min	064 min	066 min	068 min	070 min	072 min	074 min	076 min	078 min	080 min	082 min	084 min	086 min	088 min	090 min	092 min	094 min
South Station	07:00	07:05	07:10	07:15	07:20	07:25	07:30	07:35	07:40	07:45	07:50	07:55	08:00	08:05	08:10	08:15	08:20	08:25
Back Bay	07:10	07:20	07:40	10:00	10:00	07:35	07:35	07:40	07:45	07:50	07:55	08:00	08:05	08:10	08:15	08:20	08:25	08:30
Ruggie				10:00	10:00	07:35	07:35	07:40	07:45	07:50	07:55	08:00	08:05	08:10	08:15	08:20	08:25	08:30
Forest Hills	07:15	07:25		10:10	10:10	07:40	07:40	07:45	07:50	07:55	08:00	08:05	08:10	08:15	08:20	08:25	08:30	08:35
Wendimere Village	07:25		08:50	10:15	10:15	07:45	07:45	07:50	07:55	08:00	08:05	08:10	08:15	08:20	08:25	08:30	08:35	08:40
Bedford	07:35		08:55	10:20	10:20	07:55	07:55	08:00	08:05	08:10	08:15	08:20	08:25	08:30	08:35	08:40	08:45	08:50
Highland	07:45	07:55	08:00	10:25	10:25	08:00	08:00	08:05	08:10	08:15	08:20	08:25	08:30	08:35	08:40	08:45	08:50	08:55
West Endbury	07:55	08:05	08:05	10:35	10:35	08:10	08:10	08:15	08:20	08:25	08:30	08:35	08:40	08:45	08:50	08:55	09:00	09:05
Marble	08:05	08:15	08:15	10:45	10:45	08:20	08:20	08:25	08:30	08:35	08:40	08:45	08:50	08:55	09:00	09:05	09:10	09:15
Needham Heights	08:15	08:25	08:25	10:55	10:55	08:30	08:30	08:35	08:40	08:45	08:50	08:55	09:00	09:05	09:10	09:15	09:20	09:25
Needham Center	08:25	08:35	08:35	11:05	11:05	08:40	08:40	08:45	08:50	08:55	09:00	09:05	09:10	09:15	09:20	09:25	09:30	09:35
Needham Heights	08:35	08:45	08:45	11:15	11:15	08:50	08:50	08:55	09:00	09:05	09:10	09:15	09:20	09:25	09:30	09:35	09:40	09:45



NEEDHAM LINE TO SOUTH STATION

Train Number	060 min	062 min	064 min	066 min	068 min	070 min	072 min	074 min	076 min	078 min	080 min	082 min	084 min	086 min	088 min	090 min	092 min	094 min
Needham Heights	08:10	08:15	08:20	08:25	08:30	08:35	08:40	08:45	08:50	08:55	09:00	09:05	09:10	09:15	09:20	09:25	09:30	09:35
Needham Center	08:20	08:25	08:30	08:35	08:40	08:45	08:50	08:55	09:00	09:05	09:10	09:15	09:20	09:25	09:30	09:35	09:40	09:45
Needham Heights	08:30	08:35	08:40	08:45	08:50	08:55	09:00	09:05	09:10	09:15	09:20	09:25	09:30	09:35	09:40	09:45	09:50	09:55
Marble	08:40	08:45	08:50	08:55	09:00	09:05	09:10	09:15	09:20	09:25	09:30	09:35	09:40	09:45	09:50	09:55	10:00	10:05
West Endbury	08:50	08:55	09:00	09:05	09:10	09:15	09:20	09:25	09:30	09:35	09:40	09:45	09:50	09:55	10:00	10:05	10:10	10:15
Highland	09:00	09:05	09:10	09:15	09:20	09:25	09:30	09:35	09:40	09:45	09:50	09:55	10:00	10:05	10:10	10:15	10:20	10:25
Bedford	09:10	09:15	09:20	09:25	09:30	09:35	09:40	09:45	09:50	09:55	10:00	10:05	10:10	10:15	10:20	10:25	10:30	10:35
Wendimere Village	09:20	09:25	09:30	09:35	09:40	09:45	09:50	09:55	10:00	10:05	10:10	10:15	10:20	10:25	10:30	10:35	10:40	10:45
Forest Hills	09:30	09:35	09:40	09:45	09:50	09:55	10:00	10:05	10:10	10:15	10:20	10:25	10:30	10:35	10:40	10:45	10:50	10:55
Ruggie	09:40	09:45	09:50	09:55	10:00	10:05	10:10	10:15	10:20	10:25	10:30	10:35	10:40	10:45	10:50	10:55	11:00	11:05
Back Bay	09:50	09:55	10:00	10:05	10:10	10:15	10:20	10:25	10:30	10:35	10:40	10:45	10:50	10:55	11:00	11:05	11:10	11:15
South Station	10:00	10:05	10:10	10:15	10:20	10:25	10:30	10:35	10:40	10:45	10:50	10:55	11:00	11:05	11:10	11:15	11:20	11:25





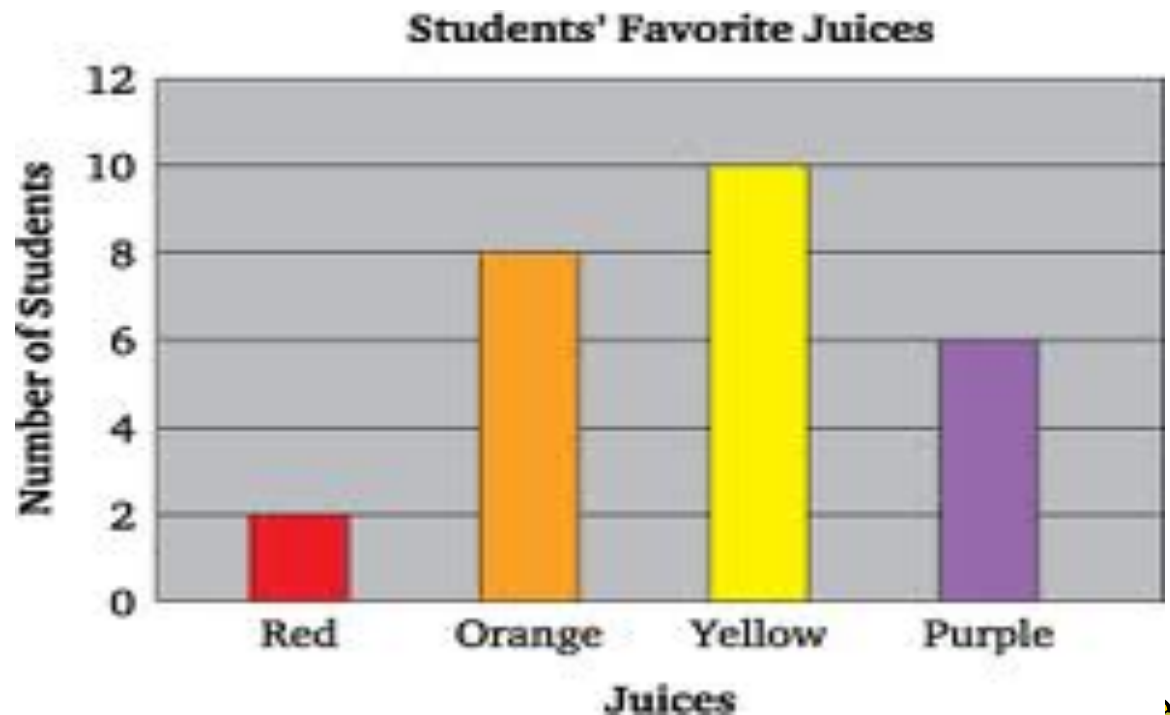
What is a graphic text?

- A graphic text presents information in a summarized, and concise manner.
- It is also formatted for organization and interest.




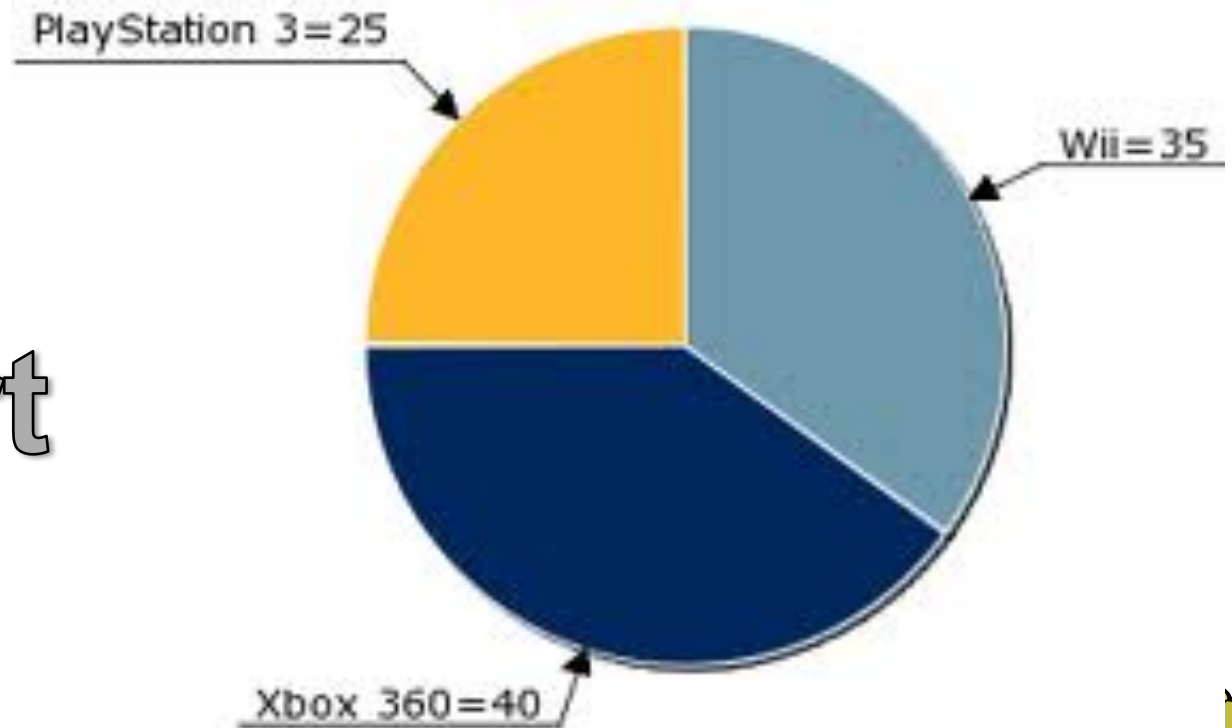
What are some examples of graphic texts

Bar Graph





What are some examples of Graphic Texts

Pie
Chart




What are some examples of Graphic Texts

Street Maps



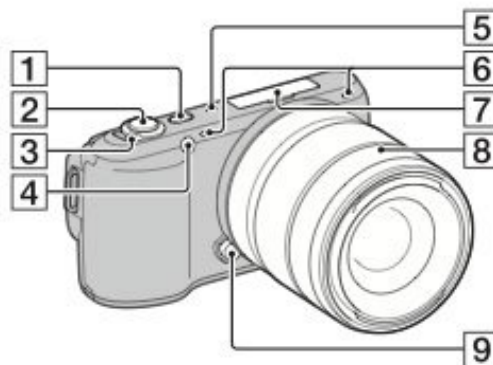
What are some examples of Graphic Texts

Instruction Manual

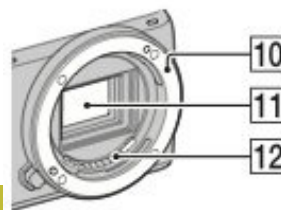


Popis častí

Podrobnosti o ovládaní pozri na stránkach, ktorých čísla sú uvedené v zátvorkách.



Keď je objektív zložený



- 1 Tlačidlo ► (Prehrávanie) (26)
- 2 Tlačidlo uzávierky (spúšť) (25)
- 3 Prepínač ON/OFF (Napájanie) (22)
- 4 AF iluminátor/
Indikátor samospúšte/
Indikátor Smile Shutter
- 5 Reproduktor
- 6 Mikrofón*
- 7 Päťica pre inteligentné
príslušenstvo (20)
- 8 Objektív (17)
- 9 Tlačidlo uvoľnenia objektívu
(18)
- 10 Systém uchytenia (Mount)
- 11 Snímací prvok (Snímač)**
- 12 Kontakty objektívu**

* Počas snímania pohyblivého
záznamu nezakrývajte túto časť.

** Nedotýkajte sa tejto časti priamo.

What are some examples of Graphic Texts

January 31st-February 6th



Parker Cinema #1

Starring: Jason Statham

Thurs: 7:00, 9:10; Fri: 8, 10; Sat: 4:30, 8, 10; Sun: 4:30, 7:20, 9:30;
Mon, Tues & Wed: 8.



Texas Chainsaw Cinema #5

Starring: Alexandra Daddario

Thurs & Fri: 9:10; Sat: 9:10, 11;
Sun, Mon, Tues & Wed: 9:10.



A Haunted House Cinema #4

Starring: Marlon Wayans

Thurs: 7:30, 9:30; Fri & Sat: 8, 10;
Sun: 7:30, 9:30;
Mon, Tues & Wed: 8:30.



Silver Lining Playbook Cinema #5

Starring: Bradley Cooper

Thurs & Fri: 7; Sat & Sun: 4:30, 7;
Mon & Tues: 7; Wed: 7:10.

Stand Up Guys Cinema #2

Starring: Al Pacino

Fri & Sat: 7:20, 9:30;
Sun: 2:30, 7:20, 9:30;
Mon & Tues: 7:30, Wed: 7:20, 9:30.



Rise of the Guardians Cinema #2

Starring: Hugh Jackman

Fri: 5:30;
Sat: 2:30, 4:30; Sun: 4:30.



Hansel & Gretel Cinema #3

Starring: Jeremy Renner

Thurs: 7:30, 9;
Fri, Sat & Sun: 7:30, 9:30;
Mon, Tues & Wed: 7:45.



Looney Tunes: Back in Action Cinema #3

Starring: Brendan Fraser

Buy 1 get 1 FREE
Fri: 6; Sat & Sun: 2:30, 4:30;.



Tom & Jerry: In the Dog House Cinema #3



Buy 1 get 1 FREE

Fri, Sat & Sun: 6.





What is the purpose of Graphic Texts

- inform readers in a concise, comprehensible and visually appealing manner
- illustrate most important information





What is the purpose of Graphic Texts

- compare data
- compare data over time
- show relationship between sets of data
- illustrate frequency, correlation, and trends





Previewing Text

- Previewing a text is important in order for you to identify features and their purpose, get an overall impression of the text, and locate important information.



Skimming and Scanning

- The effective reading strategy used in previewing a text is skimming and scanning.
- Skimming and scanning is not reading for comprehension but rather finding specific information from the text.



Skimming

Why Do I Skim?

You use the skimming technique when you want to get the overall meaning or 'gist' of the information presented on a page, in a section, chapter or graphic.

How Do I Skim a Graphic Text ?

Read in this direction



Remember : When skimming do not read every word

- Move your eyes horizontally (left to right) and quickly
- Read the title
- Read all headings or subheadings
- Read all captions
- Look at the pictures (make connections between the captions and pictures)
- Note any italicized or boldface words or phrases
- Read the legend
- Make note of the use of colours and look for an explanation as to what the colours represent
- For graphs or charts, notice the information presented on the sides, along the bottom or the top


Scanning

Why Do I Scan?

You use the scanning technique when you want to locate specific information quickly. For example, you have to answer a question and you quickly read the text only to find the answer, while ignoring the rest of the information.

How Do I Scan a Graphic Text?

Read in these directions



- Move your eyes vertically (up and down) and diagonally but still rapidly looking side to side
- Read and keep in mind the information you are to look for (i.e. an answer to a specific question)
- You must anticipate in what form the answer will be in, key words that may be used, or other clues (i.e. word, name, fact, term, numbers, or dates) to help you find the answer
- Use certain features of the text to help you determine where the information might be found (i.e. headings or subheadings)
- Be selective when reading and skipping through sections of the text (skip through the information that does not relate to your focus or question)